





PIRELLI PZERO 1400

Page 4

A sophisticated and versatile boat intended for those looking for an exciting boat, providing the highest performance levels, but without compromising on comfort. Technology and design contribute to making all the spaces as liveable as possible. Each design has been created for a sailing experience at the highest level. Ergonomics: Harmonises forms in every detail, combined technology and functionality. Style: a boat without compromises, from materials research to the study of lines, with the point of arrival being a consistent design route. Design: utilisation of spaces, the combination of rationality and technologies, excellence in detail. Tubes in Hypalon Neoprene and hull in GFRP combine with the uniqueness of the innovative solutions range. Top of the range in every aspect.

PIRELLI PZERO 1000 Sport/Cabin

Page 6

Everything you could ask for from a RIB can be found on the PIRELLI PZERO 1000. The motorisation is an inboard mounted outboard, with two motors giving a maximum power of over 600 horsepower: a powerful and fast craft designed for cruising. The beautiful design of the stern stands out, with the walkway between the two sun decks, a design which continues naturally through the gangway between the central seats of the steering area. The crowning area of the boat is its stern living area, equipped with mobile bar, fridge and sink. The Cabin version has a small but comfortable retreat, fitted with a marine toilet and a berth, while the Sport version has a more aggressive appearance, with a second divan for navigation and a roomy peak for stowage of cylinders and other bulky items. In both versions the bow anchor winch is electric and remote controlled. The hull is large and powerful with three support tubes. The sheer just mentioned is attractive, giving the boat an elegant and extremely nautical appearance.

PIRELLI PZERO 770 EFB

Page 8

Striking and unmistakable, inside it conceals the power of an inboard mounted outboard from 260 to 320 horsepower. The boat has been designed around its stern, an equipment room that remains low and invisible. Something that has never been done on any other dinghy of this size. The stern gives a strong indication of its overall shape, designed to be functional in use. It has a large sun deck, a diving board with wooden grating and two convenient side gangways which make this area extremely useable. An original approach has been used on the PIRELLI PZERO 770 (EFB and FB) for the awning, folded away in a dedicated peak, which, when opened, runs on wheels until the driver's area or the stern sun deck is covered. It was the first boat conceived in the range, the forerunner of many of the ideas applied to the entire Pirelli Pzero series for sailing comfort and safety.

PIRELLI PZERO 770 FB

Page 10

It can take one or two engines, but the fundamentals are the same. The idea is to have a large RIB with outboards, keeping the stern defined and useable, without turning it into a motor-dedicated area or a jumble of equipment. This objective has been achieved thanks to an accurate ergonomic design, in harmony with the approach applied to the EFB version. The two side gangways are particularly roomy, making it easy to move from one part of the boat to the other. The positioning of the console more towards the rear has created space at the stern, where the large sunbathing area quickly converts to a dining area. The boat has a foldaway awning which can be moved from the bow to the stern to shade the desired area and the electric anchor winch. The lines are clean and elegant, as is the rest of the range. Of particular note is the design of the bow nose, which is practical, yet concealed under the tubes. The hull is large and powerful, with three support tubes.

PIRELLI PZERO 660/600 FB

Page 12

Two boats designed around a step hull, with the objective being both speed and comfort. They are actually elegant Sport Boats, made to arrive first at their destination, at the chosen haven or mooring. But they are also extremely versatile boats: ideal for water skiing and diving, thanks to the cleanness and simplicity of the deck. A number of features stand out: the two large teak gangways, leading from the stern to the living area, the large sun deck, the clean and generously sized central console, the robustness and practicality of the stainless steel checkrails, providing safe grip at any point on the boat. Other details reveal the boat's style: foldaway mooring cleats, a sun awning that can be opened in seconds and the option to install a stereo.

PIRELLI PZERO 470/420 FB

Page 14

This is the "baby" of the range, it can be sailed without a license, and it has also been designed to be a tender. But it still maintains its fundamental sporting nature and desire for speed. In just four metres, the quantity of design solutions that have been devised is quite amazing, such as the reclining high-backed chair in the bow, and the removable holder pockets. Among the many characteristics of these boats, they can be fitted out with a series of options that quickly transform it into a deluxe boat: super-equipped and without peer in this market bracket. The boat has been designed around a high performance hull. Even here, as is the case for all RIB in the range, construction is of the highest quality: the rubberised fabric is made of Hypalon Neoprene at 1,000 to 1,500 denier per cm².

PIRELLI PZERO 1400

Engine options

Gasoline: 2 * 430 cv Mercruiser 8.2 MAG DTS con piede poppiero Bravo 1

Gasoline: 2 * 430 cv Mercruiser 8.2 MAG DTS con piede poppiero Bravo 3

Diesel: 2 * 430 cv Mercruiser 8.2 MAG DTS con piede poppiero Bravo 3 ed Axis Premium

Diesel: 2 * 370 cv Volvo D6 EVCec con piede DP

Standard configuration

Double sunpad on the bow with hatches below each sunpad

Panel walls covered by fabric Movida Met Plus color Ivory, interiors in oak, floor in teak

Construction of hull and deck in fiberglass

Exterior surfaces on deck and hull in gel coat white Northpol - Reichhold cod. NGP91108

Collars in neoprene in the standard colors set

Color of the tube terminal on the stern and P. on the tube : red, yellow or blue

Rubber accessories installed on the tubes in standard color hell grey

Cockpit deck laid with teak and teak on hatches of bathing platform

Shower with cold water on the swimming platform.

Sink with cold water tap in cockpit

Water tank for total lt. 160

Bilge pump : electric with manual or automatic activation (2), manual (1)

2 fuel tank for total lt. 900

Centralized control unit for electric equipments.

Shorepower with battery charger and 10mt shorepower cable

Batteris cut-off switch

LED courtesy light and combined red/green navigation light.

Led in the engine room (2), cabin (2), anchor hatch (1)

Horn

Electric windlass 1000 W

2 refrigerators in the bar

Electric operated engine and first sunpad hatch at the bow

AGM batteries 200 Ah for engines (2) and services (1)

3 manually operated seats in the pilot house.

Handrails on the bar and in front of the pilot house

Pop up cleats (6)

Build-in compass

Zinc anchor 15 kg with 40mt chain

Manual operated bathing ladder on the bathing platform.

Seats, sofas and sunpad cushion in fabric Moviva Met Plus color Red



Reinforcements on construction on the lift-up points

Forward storage and anchor locker hatches with gas spring.

Door with locker over toilet

Technical details

Length: 13,65 mt/44,8 ft

Overall beam: 3,85 mt/1,27 ft

Internal beam: 2,6 mt/0,86 ft

Weight: 6,4 ton

Tube diameter: 0,5 mt/0,17 ft

Air compartments: 6

Fuel capacity: 9000 lt/230 gal

Water capacity: 260 lt/53 gal



Option list

Crew cabin under the second sunpad : panels fabric Movida Ivory, matelass, light (1)

Front cockpit on the bow instead of 2^ sunpad with hatch

Sink in toilette, boiler and warm water on shower

Electric WC with black water tank

Sound system Sony located in cabin, 6 speakers, subwoofer and antenna

GPS Raymarine G120, GPM 400, keyboard, Eco DSM 300 HD, trasductor 1 kw

2 removable teak tables in the cockpit

Hull and deck painted

Electric bow thruster 3kw

Bimini on the cockpit made of 4 removable carbon tubes and fabric

Full teak on bathing platform and engine hatch

Antifouling standard black or white



PIRELLI PZERO 1000 Cabin/Sport

Engine options

Gasoline: 2x Mercruiser 5.0 MPI 260cv Alpha

Gasoline: 2x Mercruiser 377 MAG DTS V8 320cv Bravo 1

Diesel: 2x Cummins QSD 4.2 270cv S DTS Bravo 1

Diesel: 2x Cummins QSD 4.2 320cv S DTS Bravo 1

Standard configuration

- Mini-bar with fridge and sink
- Compass
- Stainless steel handrail
- Lifebuoy storage
- Bow sun deck with cushions
- Stern sun deck with cushions
- Bathing ladder
- 2 water tanks
- Fresh water system with shower
- Fuel tank
- Electric switchboard
- Battery cut-off switch
- Batteries
- Electric windlass with anchor, chain and stern head
- Horn
- Bilge pump with float
- Paddles
- Repair kit
- Electric inflator
- Manometer
- Digital utilities management system
- Icebox
- Electical panel
- Red Cushion



Technical details

Length: 10,00 mt
Overall beam: 3,54 mt
Internal beam: 2,26 mt
Weight: 2,5/2,8 ton
Tube diameter: 0,46 - 0,64 mt
Air compartments: 6
Fuel capacity: 660 lt



Optionals

Tee Top
Roll bar
Sun deck tent on cockpit and stern sunpad
CD/iPOD stereo with 4 speakers in cockpit and antenna
Shore power, battery charger 25A Quick 250, plomb batteries, cable
Inverter 12V 750
Marin wc with black water tank
Cockpit tables with supports
Walkaround cushion
Teak
Automatic regulation of the pilot seat
Hydraulic steering on wheel
Chain counter
Footrest for pilot with teak insert
Bow remote control for windlass
Console cover
Cover for cockpit seats and stern sunpad
Central cushion for stern sundeck
Console cover *
Cover for cockpit seats and stern sunpad *
Navigation package : GPS 5" Garmin 521S with fishfinder and maps, VHF iCOM IC-M421

* Only for Sport model



PIRELLI PZERO 770 EFB

Engine options

Gasoline: Mercruiser 5.0L MPI 260hp Alpha

Gasoline: Mercruiser 377 MAG DTS 320cv Bravo 1

Gasoline: 2 x Mercruiser 3.0 MPI 135cv catalitico Alpha

Diesel: Cummins QSD 4.2 270cv S DTS Bravo 1

Diesel: Cummins QSD 4.2 320cv S DTS Bravo 1

Standard configuration

Ice box

Compass

Stainless steel handrail

Leaning post with lifebuoy storage

4 peaks

Cushions

Bathing platform

Bathing ladder

Fresh water shower system

Fuel tank

Battery cut-off switch

Navigation lights

Horn

Bilge pump with float

Electric windlass with anchor and chain

Inclined driving mechanism

Paddles

Repair kit

Electric inflator

Manometer

Digital utilities management system

Batteries

Bracket

Inverter 12V 750

Navigation package : GPS 5" Garmin 521S with fishfinder and maps, VHF ICOM IC-M421

Red Cushion



Technical details

Length: 7,70 mt
Overall beam: 3,12 mt
Internal beam: 1,92 mt
Weight: 1,43 ton
Tube diameter: 0,46 - 0,60 mt
Air compartments: 5
Fuel capacity: 250 lt



Optionals

Bracket for outboard version
CD/iPOD stereo with 4 speakers in cockpit and antenna
Bimini
Teak
Shore power, battery charger 25A Quick 250, plumb batteries, cable
Inverter 12V 750
Bow table sun deck with cushion
Ski mast
Chain counter
Bow remote control for windlass
Fridge instead of icebox
Stern sunpad cushion cover
Cushion set grey instead standard red
Mooring cover
Console cover
Navigation package : GPS 5" Garmin 521S with fishfinder and maps, VHF iCOM IC-M421



PIRELLI PZERO 770 FB

Standard configuration

- Fridge
- Built-in steering compass
- Stainless steel handrail
- Leaning post with lifebuoy storage
- 4 peaks
- Cushions
- Bathing ladder
- Fresh water shower system
- Fuel tank
- Battery cut-off switch
- Navigation lights
- Horn
- Bilge pump with float automatic and manual
- Electric windlass with anchor and chain
- Mechanic steering system
- Inclined driving mechanism
- Paddles
- Repair kit
- Electric inflator
- Manometer
- Digital utilities management system
- Red Cushion



Technical details

- Length: 7,70 mt
- Overall beam: 3,12 mt
- Internal beam: 1,92 mt
- Weight: 1,43 ton
- Tube diameter: 0,46 - 0,60 mt
- Air compartments: 5
- Fuel capacity: 250 lt
- Max power: 300 HP



Optionals

CD stereo Sony, 4 speakers, antenna

Bimini

Teak

Shore power, battery charger 25A Quick 250 for plumb batteries, cable

Bow table sun deck with cushion

Bow remote control for windlass

Chain counter

Bow bridge house with cushion and stowage bags


Cushion set grey instead standard red

Bow sunpad cushion cover

Mooring cover

Console cover

Navigation package : GPS 5" Garmin 521S with fishfinder and maps, VHF iCOM IC-M421



PIRELLI PZERO 600/660

Standard configuration

- Compass
- Stainless steel handrail
- Leaning post with lifebuoy storage
- 3 peaks
- Cushions
- Fuel tank with float
- Battery cut-off switch
- Navigation lights
- Horn
- Bilge pump with float
- Paddles
- Repair kit
- Manual inflator
- Manometer
- Mechanic steering system
- Digital utilities management system
- Red Cushion



Technical details

- Lenght: 6,00/6,60 mt
- Overall beam: 2,50 mt
- Internal beam: 1,35 mt
- Weight: 0,60/0,75 ton
- Tube diameter: 0,45 - 0,58 mt
- Air compartments: 5
- Fuel capacity: 155 lt/165
- Max power: 155/180 HP



Optionals

Bimini

CD stereo system with 2 speakers and antenna

Shower system with fresh water

Teak on side of seats

Full teak *

Refrigerator under the pilot seat

Mooring cover

Console cover

*only for 660 model



PIRELLI PZERO 420/470 FB

Standard configuration

- Cushions
- Compass
- Fuel tank with float
- Single steering cable
- Bilge pump with float
- Navigation lights
- Paddles
- Repair kit
- Manual inflator
- Manometer
- Horn
- Retractable bits
- Red Cushion

Technical details

- Length: 4,25/4,76 mt
- Overall beam: 2,28 mt
- Internal beam: 1,20 mt
- Weight: 315/376 Kg
- Tube diameter: 0,45 - 0,55 mt
- Air compartments: 4
- Fuel capacity: 60 lt/80lt



Optionals

- Driver reclining seat with cushions
- Mooring cover
- Bow pulpit
- Stern stainless steel handrail
- Bathing ladder





tecnorib_{s.r.l.}

Licencee  and  for ribs

Tel. 02 72080357 e-mail: info@tecnorib.it - www.pzeroweb.com
Press information: Tel. 02 853559400 - 02 853559402